

fNIRS Sensor Data Sheet

FNIRS25102017

SPECIFICATIONS

> Infrared emitter*

- >Peak emission: 860nm
- >Half intensity beam angle: ± 13 deg
- >Spectral bandwidth: 30nm
- >Radiant intensity: 750mW/sr

> Red emitter*

- >Peak emission: 660nm
- >Half intensity beam angle: ± 18 deg
- >Spectral bandwidth: 25nm
- >Power output: 7mW

> Detector*

- >Wavelength of max sensitivity: 850nm
- >Range of sensitivity: 400nm-1100nm
- >Radiant sensitive area: 7.0 (mm²)
- >Dimension of radiant sensitive area:
2.65mm x 2.65mm

> Infrared/Red emitter

- >Duty cycle: 25%

> Resolution: 16bit

> Sampling frequency: 500Hz

> Communication with biosignalsplux Hub: SPI

* Parameters provided for $T_A = 25^\circ\text{C}$. For additional parameters please contact plux@plux.info

FEATURES

- > Adjustable current for each LED using the API
- > Pre-conditioned digital output
- > High signal-to-noise ratio
- > Ready-to-use form factor
- > Magnetic binding for easy attachment to third-party accessories

APPLICATIONS

- > Oximetry
- > Heart rate & heart rate variability
- > Life sciences studies
- > Biomedical research
- > Human-Computer Interaction

GENERAL DESCRIPTION

The fNIRS (functional near-infrared spectroscopy) sensor uses two emitting LED's one in the red region and the other in the




Fig. 1. Form factor for a comfortable head placement

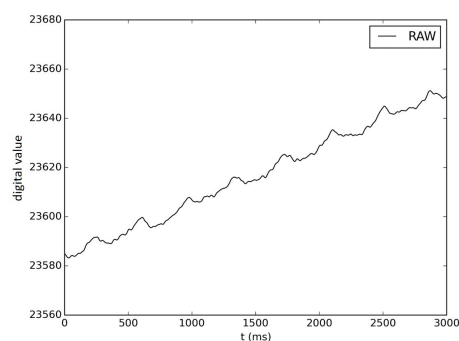


Fig. 2. Typical reflected red light raw data (acquired with biosignalsplux).

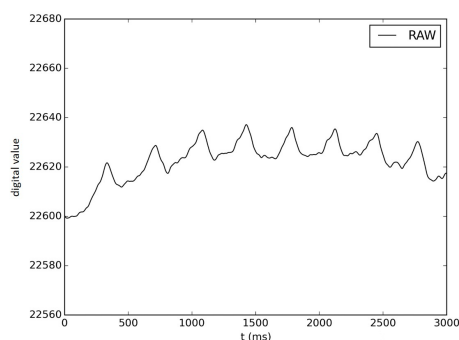


Fig. 3. Typical reflected infrared light raw data (acquired with biosignalsplux).

biosignals**plux**
wearable body sensing platForm

PLUX – Wireless Biosignals, S.A.
Av. 5 de Outubro, n. 70 – 8.
1050-059 Lisbon, Portugal
plux@plux.info
<http://biosignalsplux.com/>

REV A

© 2017 PLUX

This information is provided "as is," and we make no express or implied warranties whatsoever with respect to functionality, operability, use, fitness for a particular purpose, or infringement of rights. We expressly disclaim any liability whatsoever for any direct, indirect, consequential, incidental or special damages, including, without limitation, lost revenues, lost profits, losses resulting from business interruption or loss of data, regardless of the form of action or legal theory under which the liability may be asserted, even if advised of the possibility of such damages.

fNIRS Sensor Data Sheet

infrared region of the spectrum. The reflected light of each one of these LED's is absorbed by a photodiode and then this current is converted into a digital value that is sent via SPI. This sensor can be used to estimate the local oxygen saturation level in the blood to derive information about the activity of the perfused tissue, for example, to measure and track activity of a specific brain region by measuring variations in oxygen saturation levels. Additionally, this sensor can be used to extract heart rate data.

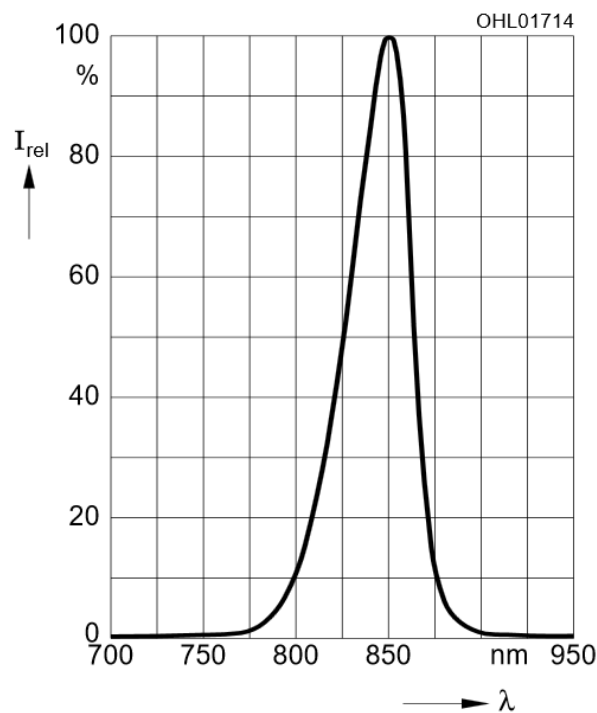
USAGE NOTES

- > Should be placed on the center of the forehead for accurate readings
- > biosignalsplux firmware version 3.4 or greater required

OPTICAL CHARACTERISTICS

Infrared emitter relative spectral emission

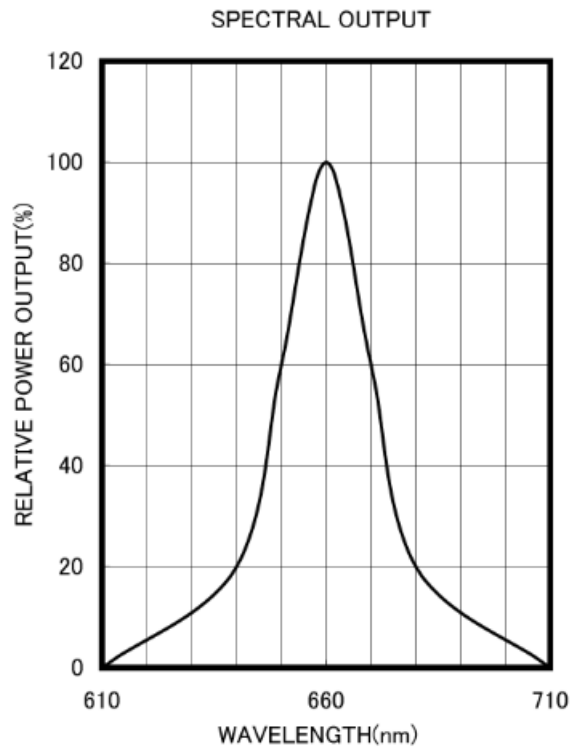
$I_{rel}=f(\lambda)$, $T_A=25^\circ\text{C}$, $I_F=20\text{mA}$



fNIRS Sensor Data Sheet

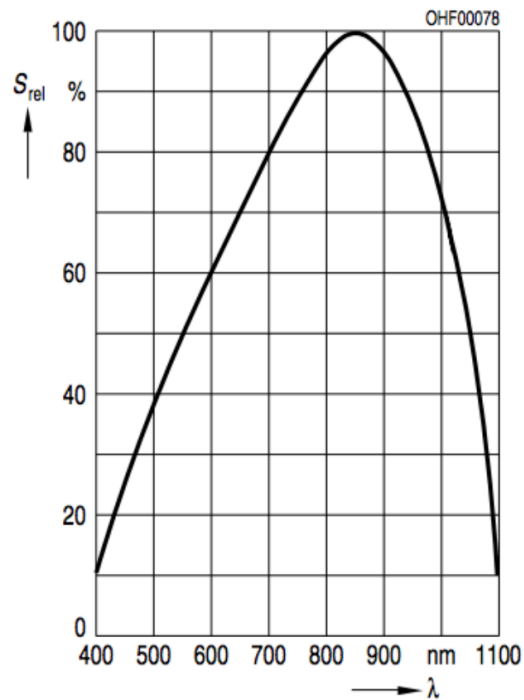
Red emitter relative spectral emission

$I_{rel}=f(\lambda)$, $T_A=25^{\circ}\text{C}$, $I_F=20\text{mA}$



Detector relative spectral sensitivity

$S_{rel}=f(\lambda)$, $T_A=25^{\circ}\text{C}$



fNIRS Sensor Data Sheet

TRANSFER FUNCTION

[$0\mu A$, $0.15\mu A$]

$$Current(\mu A) = \frac{0.15 * ADC}{2^n}$$

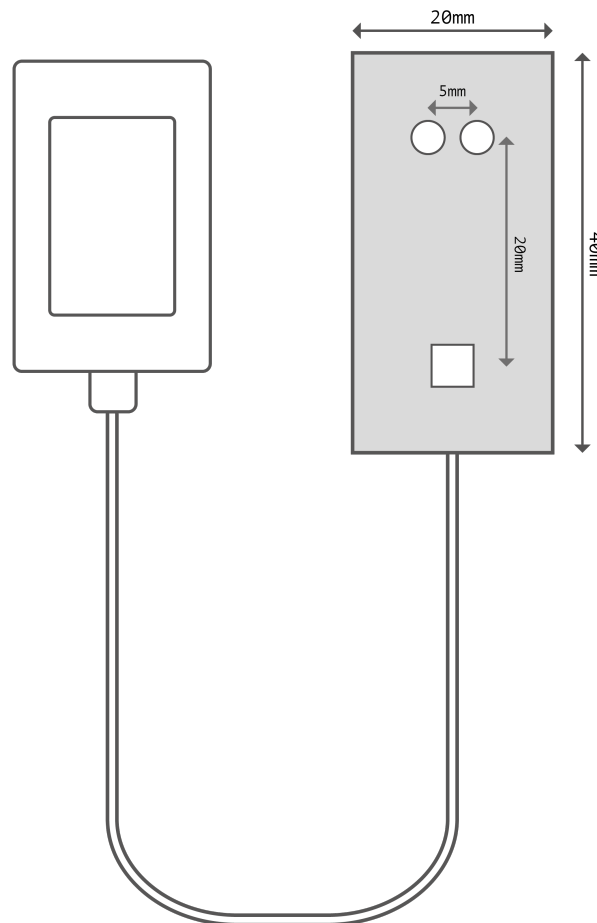
$Current(\mu A)$ – Photodiode current in microamperes (μA)

ADC – Value sampled from the channel

n – Number of bits of the channel¹

PHYSICAL CHARACTERISTICS

> Red and infrared emitters angle with horizontal plane: 45°



¹ The number of bits for each channel depends on the resolution of the Analog-to-Digital Converter (ADC); in biosignalsplux the default is 16-bit resolution ($n = 16$), although 8-bit ($n = 8$) may also be found.

fNIRS Sensor Data Sheet

ORDERING GUIDE

Reference	Package Description
SENSADV-FNIRS	Functional near-infrared spectroscopy sensor (fNIRS) with standard physical characteristics.