OMNIFITBRAIN

User Guide

- OCW-H20 -

OMNIC&S

Components

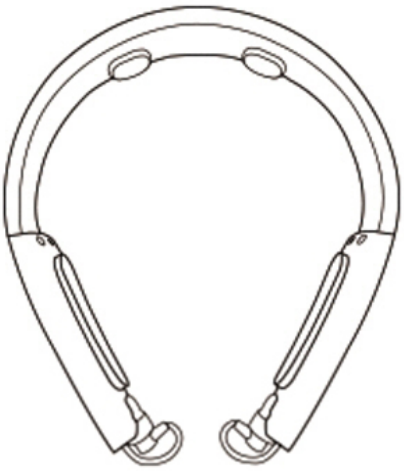

Headset

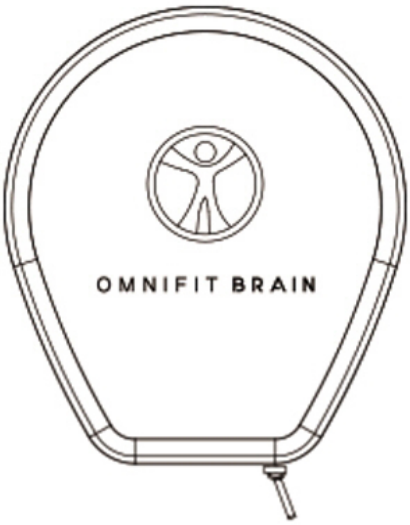

Portable pouch

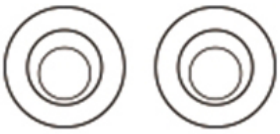

Additional ear tips

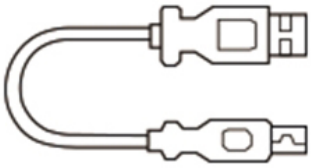

Micro USB Cable



User Guide

- The illustrations in this owner's manual may differ from the actual product, and according to the performance improvement and manufacturer's policy, the list of some components may change without notice to the user.

- Please contact the place of purchase if you miss basic components.

- If you wish to purchase additional components, please contact Customer Service at +8270-7335-1177.

Name of each part

Upper part

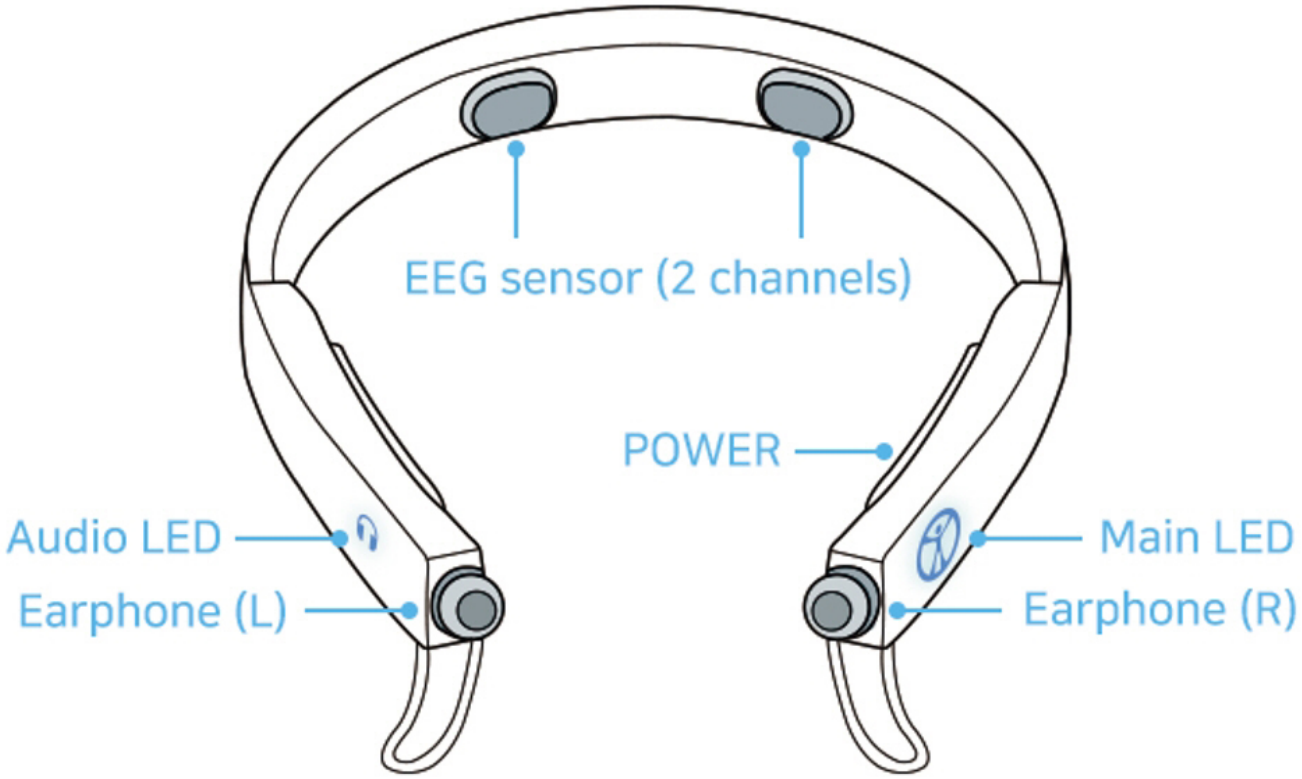

Lower part

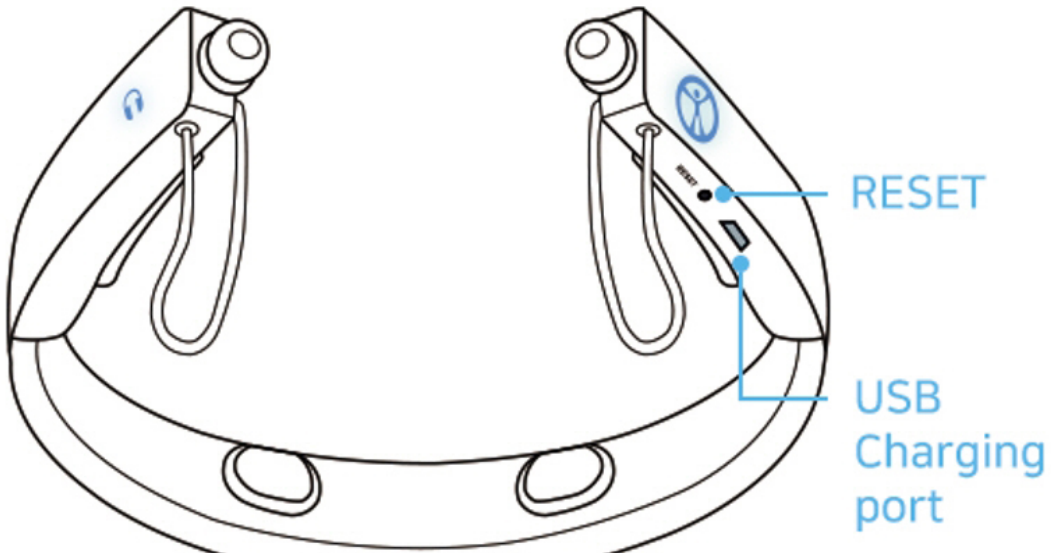

Charging

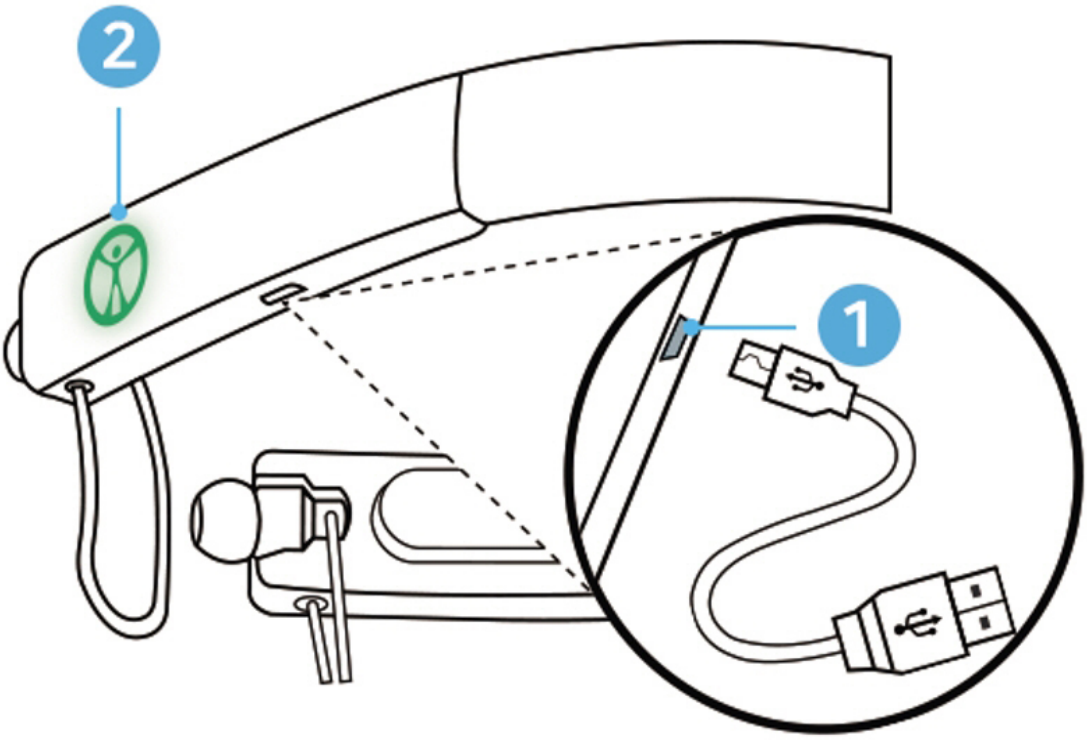

1. Connect 5 pin charging cable to the charging port on the bottom right of the headset.
2. Make sure that the Main LED notification light is on

Main LED notification light status when charging

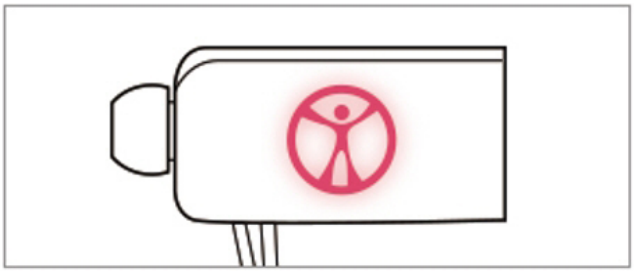

Charging **(Red)**



Charging complete **(Green)**

- Battery level can be checked by the application.

- Make sure to charge the battery sufficiently to prevent the unexpected power off while using.

How to wear

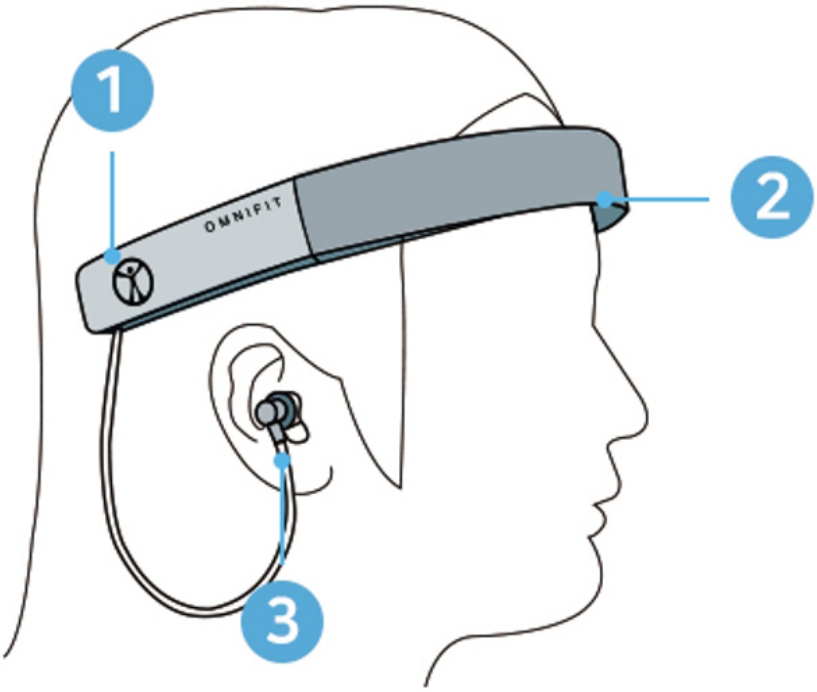

1. Place the main LED light to above right ear when wearing.
2. Both of two EEG sensors should be sticked to the forehead.
3. Wear earphones on both ears.

∗ Please keep your forehead and two EEG sensors clean from sweat and cosmetics before measurement.

App Install

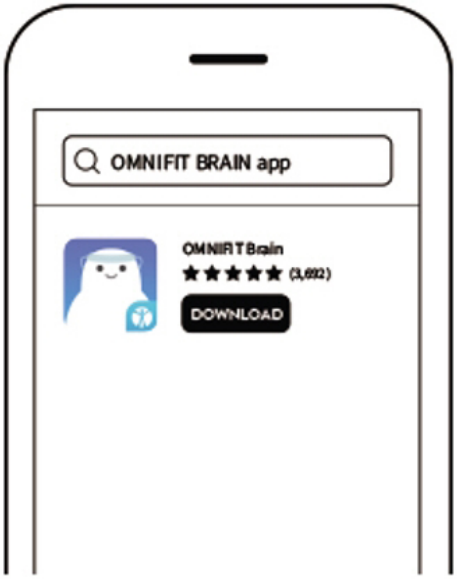

Download the OMNIFIT BRAIN application from the App Store.

GET IT ON Google Play

Download on the App Store

* Above Android 5.0 /
Above iOS 10.0 and 5s /
Above Bluetooth 4.2 (BLE)

App launching (recommended in Wifi environment)

How to pair a headset

Forehead sensor(step 1) > Earphone(Step2)

1. Turn on the Bluetooth in a mobile "setting".
2. Search for headset on the Forehead sensor connection page of the application.
3. Select the device name (OCW-H20 ****) to connect.

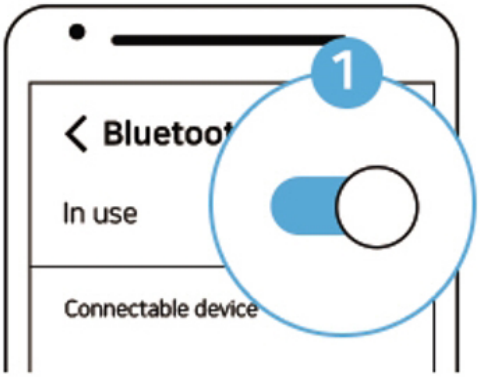

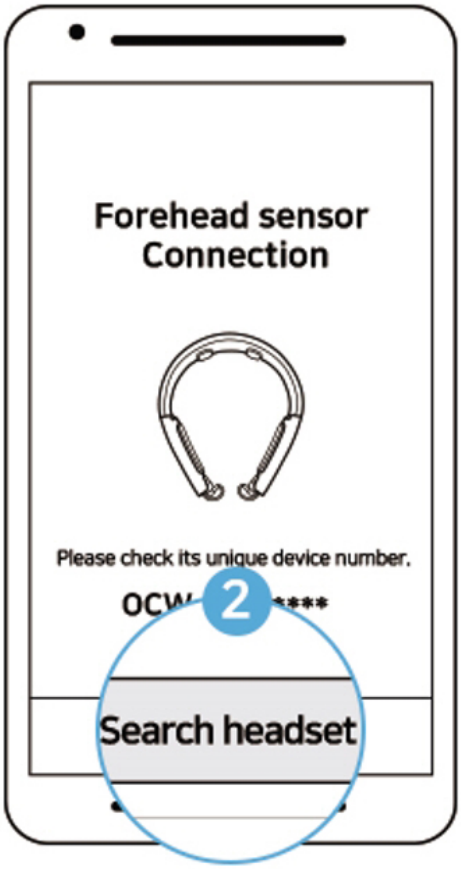

Forehead sensor Connection

Please check its unique device number.

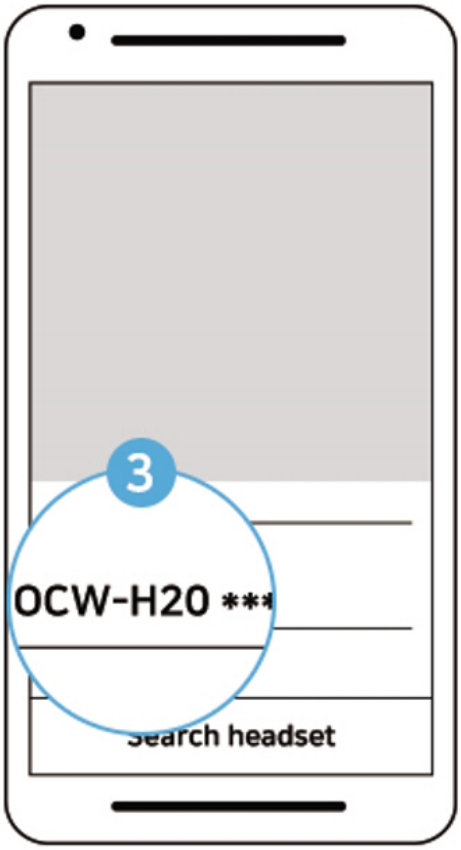

∗ Before connecting, please check the serial no of the device.

Forehead sensor (Step1) > **Earphone (Step2)**

1. Select "Confirm" in the earphone connection page of the application.
2. Select the device name (OCW-H20 ∗∗∗∗) to connect.

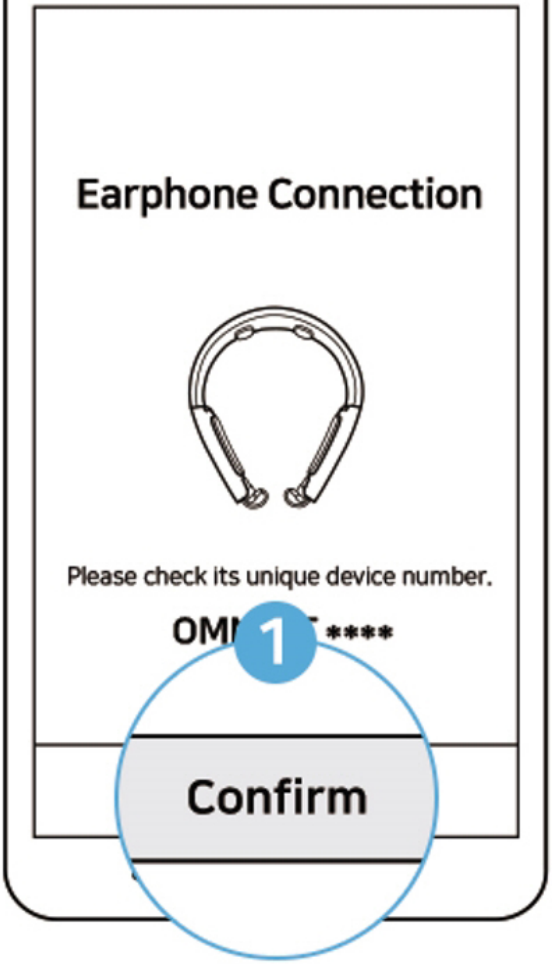

Please check its unique device number.

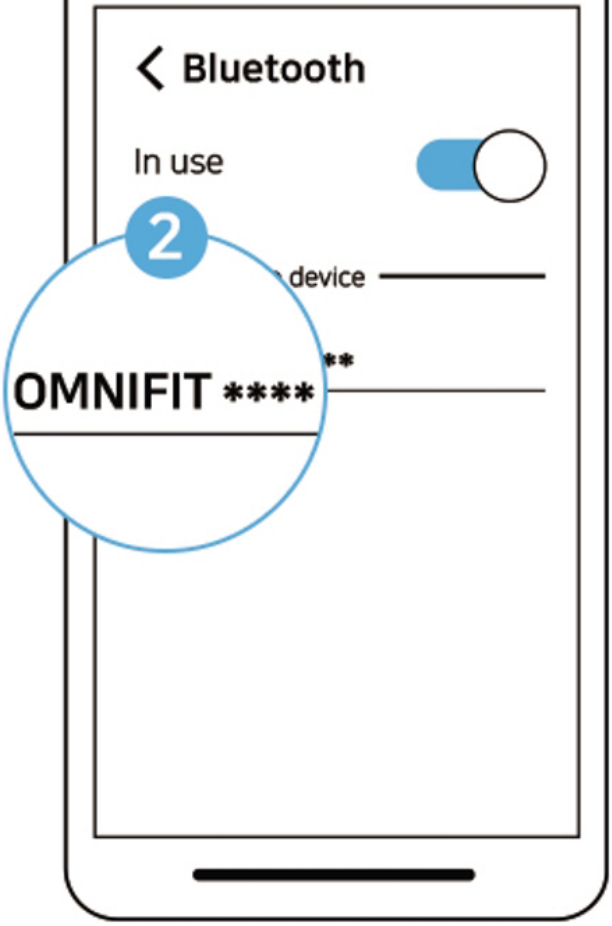

∗ "Beep" sound is heard when it is connected.

∗ If you want to connect your headset to another mobile device, please cancel sign-up on your existing mobile device and try.

Check connectivity and wear

Device connection status

Check your connection through your app's headset icon

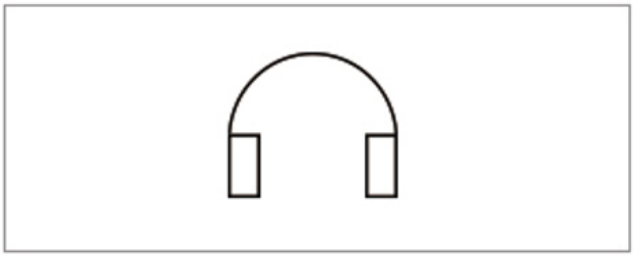

Connected

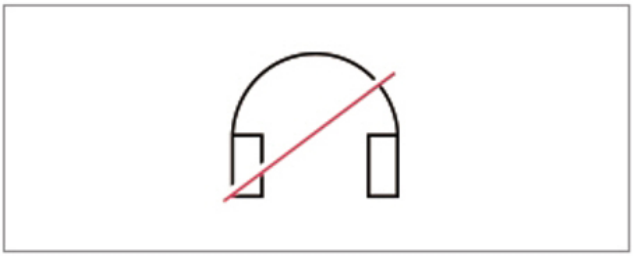

Disconnected

Device Worn

Check the message of notification and brain wave form as below

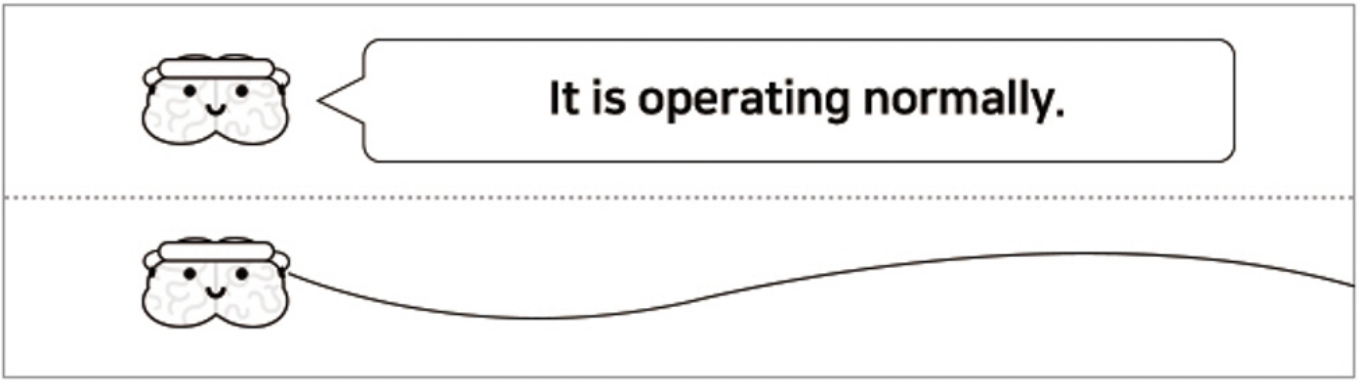

It is operating normally.

Correct

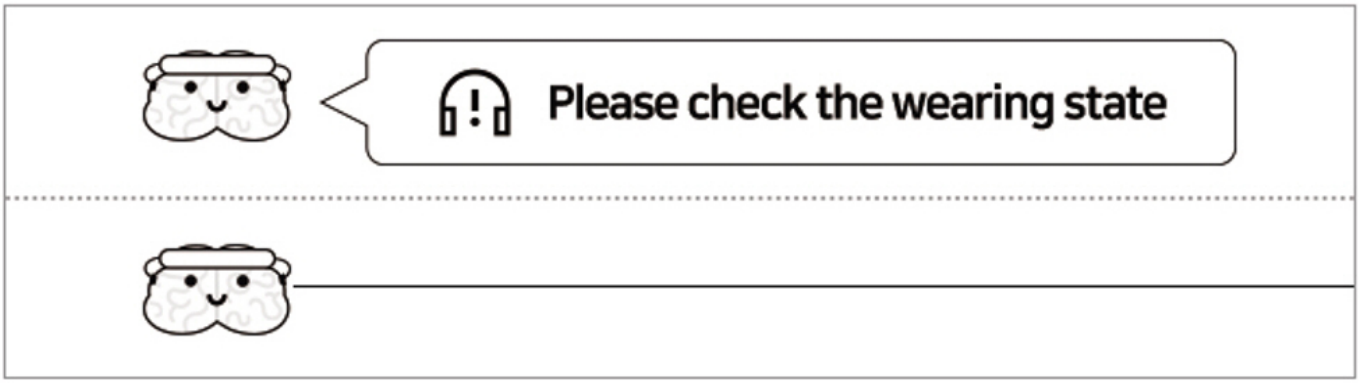

Please check the wearing state

Wrong

Notification

LED	LED contents	LED Display	
		light on	Blink
Main LED	Charging (Red)	🔴	
	Charging complete (Green)	🟢	
	Power on (White)	○	
	Low battery (Red)		◐
	EEG Bluetooth connection (Blue)	🔵	
Audio LED	Audio Bluetooth connection (Blue)	🔵	

Specification

Item	Description
Model No.	OCW-H20
Name of Equipment	Small-power wireless devices (Wireless devices for wireless data communication systems)
Bluetooth (EEG)	BLE v4.2
Bluetooth (Audio)	BT 4.0 (HSP, HFP, A2DP, AVRCP, PBAP, MAP, SPP profiles)
Battery	3.7V / 300mAh, Li-Poly
Standby time	Up to 5 days
Measuring/Music play time	Up to 8 hours
Charging time	< 2.0Hrs
Input	DC 4.75V ~ 5.3V, 400mA
Operation temperature	5℃ ~ 50℃
Dimension / Weight	157.8 X 181 X 25.4mm / 97g
Frequency	2402MHz ~ 2480MHz
Designed by	OMNI C&S, Inc.
Manufactured by	Laxtha, Inc. Korea
Certification	FCC/CE/KC/RoHS

KC No. R-CRS-OMF-OCW-H20
FCC ID 2APF-OCW-H20

Precaution & Important Safety Information

Avoiding hearing damage

- Permanent hearing loss may occur if you use your headset at a high volume.
- Set the volume to a safe level.

- Do not expose above 50 ℃ and under 5 ℃ temperature.
- Do not drop the device.
- Avoid contact with flammable substances.
- Only charge the headset with an certified charger, otherwise it may be damaged.
- Do not modify, repair, or disassemble.
- Do not use the device as Medical diagnosis or Medical treatment.

Product Warranty

- OmniC&S Inc. guarantees the following products in accordance with the Consumer Dispute Resolution Standards (Fair Trade Commission Notice) by item.
- If a malfuction occurs, please contact Customer service at +82 70-7335-1177.

Product name : ____________

Model name : ____________ **Serial No :** ____________

Purchase area : ____________ **Purchase date :** ____________

Customer name : ____________ **Contact no. :** ____________

※ Remarks on repair

If you request A/S with normal function product, you may charge a fee. So please be sure to read user guide carefully before use. If the user guide is not helped please call to the customer service to consult.

Free repair standard

- In the event of performance or functional failure (normal or non-faulty) that occurred under normal use within the warranty period,
- If the same parts are broken within Within 12 months during normal use of product after A/S.

Types of Consumer Damage			compensation	
			Within warranty	After warranty
Performance and functional faults occur under normal use conditions during the warranty period	If you need important repairs within 10 days of purchase		Product exchange or refund	Not applicable
	If major repairs are required within one month of purchase		Product exchange or free repair	
	If the product can not be exchanged		refund	
	Repairable	If the same cause causes up to two failures	Free repair	Paid repair
		When the fault occurs for the same reason 3 times	Product Exchange	
		If the fault occurs for the 5 times due to different causes		
	Repair is not possible due to missing parts for repair			Refund adding 10% on depreciated amount
	Repair parts available but not repairable			

Paid repair standards

- In case of a device malfunction due to consumer error
  1. If the consumer disassembles, modifies, or fails due to carelessness (flooding, breakage, damage, external impact, dropping)
  2. In case of a failure due to repairs made by unauthorized repairman of the company.
  3. In case of failure due to failure to observe the instruction manual
- If a failure occurs due to repairs made by a person other than our articles or designated articles
- Failure due to natural disaster (lightning, fire, earthquake, flood, etc.)
- Consumable parts have reached end of life (such as batteries)

Customer Service : +8270-7335-1177

Weekdays 10:00 ~ 17:00 (Closed Saturdays / Sundays / National holidays)
www.omnicns.com

Exchange/ Return

- If you wish to exchange before shipment, you must inform to the place of purchase.
- When exchanging / returning by customer remorse, the carriage cost will be borne by the customer.
- You can exchange and return items within 7 days after receipt. (E-Commerce Consumer Protection Act)

[NO Exchange/Return case]

① Damaged or opened product

② If the outer package of the product is damaged or lost

③ If 7 days have been passed after receipt

④ If the value of the product is damaged due to customer's carelessness

OMNIFIT BRAIN

OmniC&S Inc. - OMNIFIT

3F Daeryung Post tower 1, 288 Digital-ro,Guro-gu,
Republic of Korea

www.omnicns.com