

BrightSign

Getting Started

Getting Set Up

This guide covers the basics of setting up your new BrightSign glove, by connecting it to your smartphone or iPad, calibrating it to your hand, and teaching it your signs.

Before we get going, make sure you've properly charged your smart device and your glove with the included micro-USB cable.

Step 1

Open the BrightSign app, available completely free on the Apple App Store and Google Play Store.



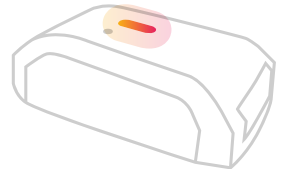
Play Store



App Store

Step 2

Turn your glove on by pressing the button on the wrist, and then follow the instructions in the app to pair your glove with your smart device. When the app starts searching for your glove, hold the wrist unit to the back of your device.



Step 3

Once paired, you can begin calibration. After pressing start in the app, try and stretch your fingers out, then crunch them up, before rotating your hand into every position you can. When you're done, just press stop.




Training a Sign

Before you can use BrightSign, you have to teach it your signs. These can be from any sign language, or even signs you've made up yourself.



Step 1

Navigate to the "Sign Library" screen, using the bottom bar in the app.



Step 2

Press "Add Sign" & type in whatever phrase or word you want to add.




Step 3

Press the button to record the sign and then perform it. Hit stop to finish.

Translating Your Signs

Navigate back to the main "Translate" screen using the bottom bar in the app. Then press the big button in the centre of the screen and perform your sign. Press it again to stop...and it will say whatever you signed!



Additional Resources

If you are having trouble setting up your glove, you can find our full FAQ, check out additional tutorials or download PDF instructions for all of our features at:

<https://www.brightsignlove.com/support>

Still need help?

If you are having trouble setting up your glove, please don't hesitate to get in touch with us online, through our social media, by email or by phone. You can find all of our contact info here:

<https://www.brightsignlove.com/contact>